

# Bar Linear Registers

## DABLD



Not suitable for floor use

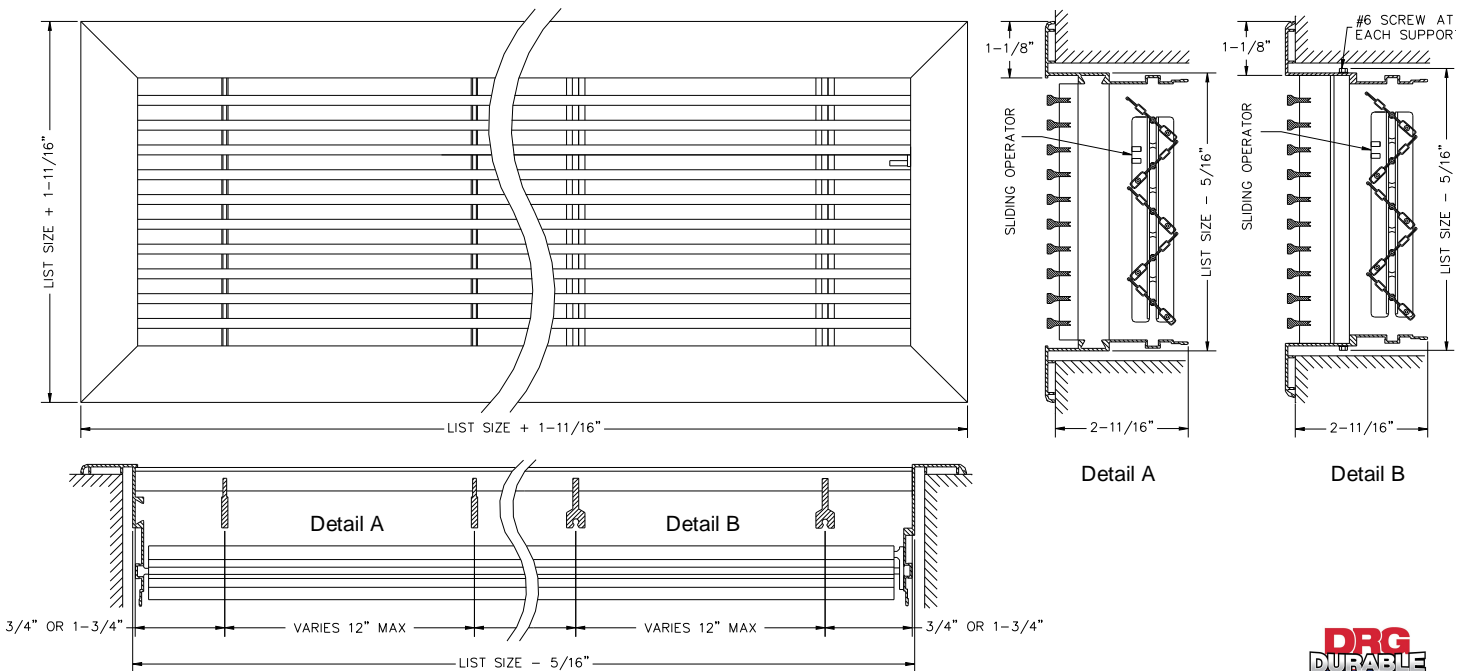
- Fully extruded aluminum construction for a stylish appearance
- Fixed blades designed for long straight air throw
- Built-in Opposed Blade Damper with sliding operator
- Sections joined together for continuous appearance. When longer than 84", aligning pins are provided.
- Detail B used when -01, -84 or -R removable cores are specified. All others use Detail A
- Available on 1/2" increments as standard
- Custom sizes available but extra charge may apply
- Durable powdercoat painted finish

**HOW TO ORDER**

**DABLD - 00 - A 30 x 4 COLOR**

Removable core	-R	Blade	↑	Width &	White
Grid core	-G	-00,-01		Height	Silver
No flange	-N	-15,-30		Mounting A,B,C or D	Mill or
		-82,-84			Brown

Do not leave space if option is not required



DESCRIPTION	DABLD
FACE BLADES	Horizontal Fixed
REAR BLADES	n/a
DAMPER	Opposed Blade
MATERIAL	Aluminum
COLOR	White/Silver/Brown/Mill

**JOB NAME:** \_\_\_\_\_

**LOCATION:** \_\_\_\_\_

**ARCHITECT:** \_\_\_\_\_

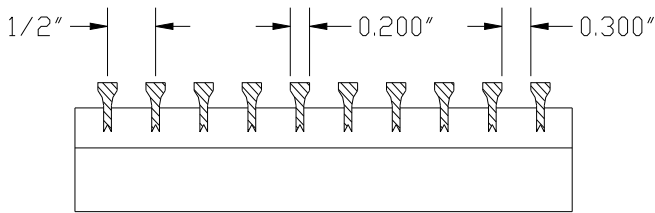
**ENGINEER:** \_\_\_\_\_

**CONTRACTOR:** \_\_\_\_\_

# Bar Linear Blade Options

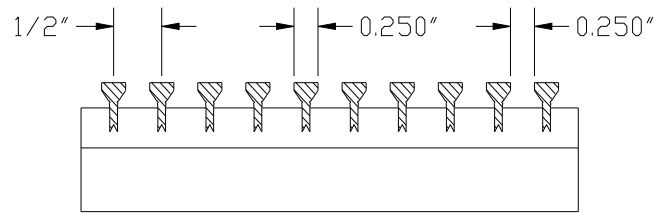
-00-

0° <sup>13</sup>/<sub>64</sub>" blades on ½" centers



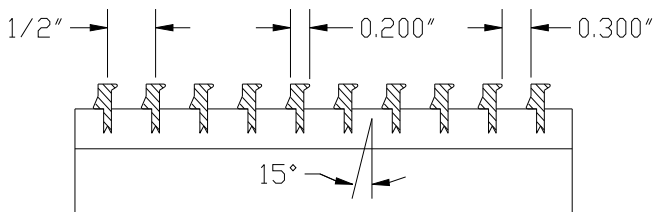
-01-

0° <sup>1</sup>/<sub>4</sub>" blades on ½" centers



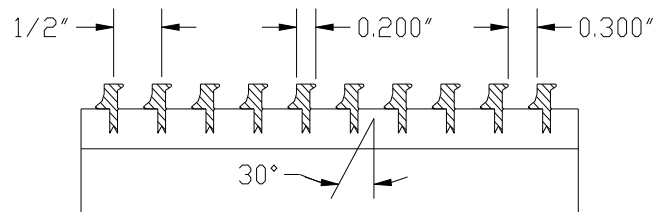
-15-

15° <sup>13</sup>/<sub>64</sub>" blades on ½" centers



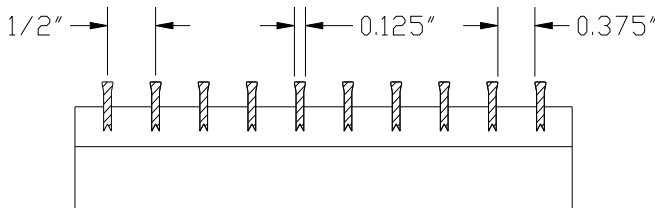
-30-

30° <sup>13</sup>/<sub>64</sub>" blades on ½" centers



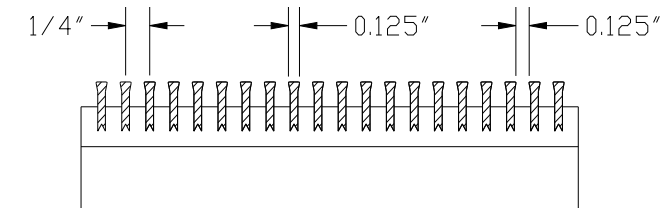
-82-

0° <sup>1</sup>/<sub>8</sub>" blades on ½" centers



-84-

0° <sup>1</sup>/<sub>8</sub>" blades on ¼" centers

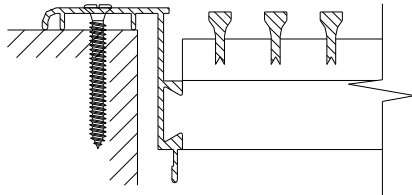


- Additional charges apply for the -84 core option

**Bar Linear Mounting Options**

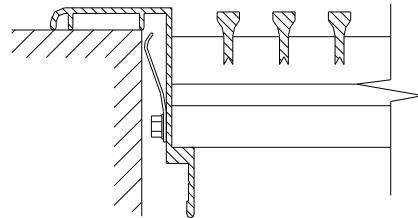
**-A  
SCREWS**

Color matched screws with counter-sunk screwholes.  
Suitable for ceiling, wall, sill or floor installation.



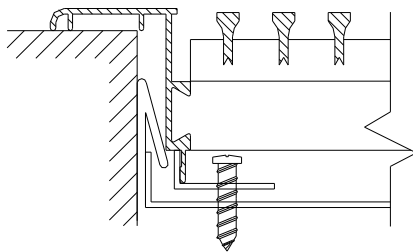
**-B  
SPRING CLIPS**

Clips behind the flange keep grille snug in opening and are not visible from the face.  
Only for floor and sill applications.  
**NOT suitable for wall or ceiling use.**



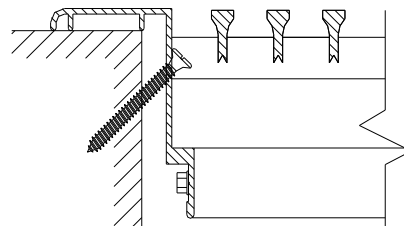
**-C  
CONCEALED BRACKETS**

Grille gets fastened to duct-mounted brackets that are concealed behind the blades.  
Suitable for ceiling, wall, sill or floor installation.



**-D  
SIDEWALL SCREWHOLES**

Screw holes drilled at 45° on inner flange.  
Only available with **-R Removable core.**  
(Removable option not available for floor)  
Suitable for ceiling, wall or sill installation.



**-TB  
NO MOUNTING OPTION**

Suitable for T-Bar lay-in ceiling & custom applications.  
Account for the flange by ordering 2" under the T-Bar size.  
i.e.: a 22" x 10" grille will have a 23-11/16" x 11-11/16" OD  
and will fit a standard 2 ft x 1ft T-Bar opening

