

**Bar Linear Hidden Flange Removable Core Grille**



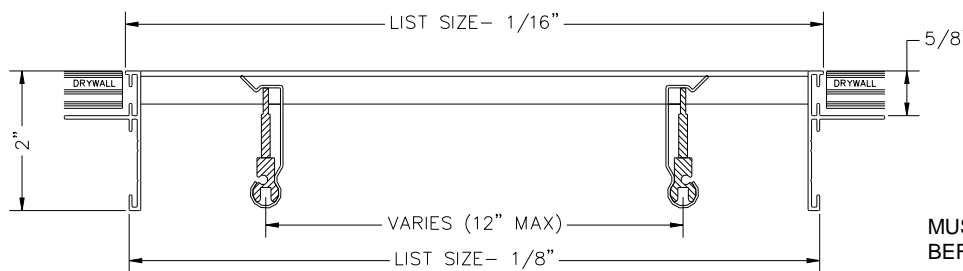
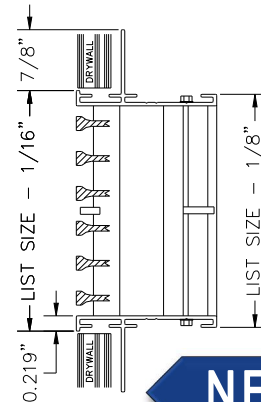
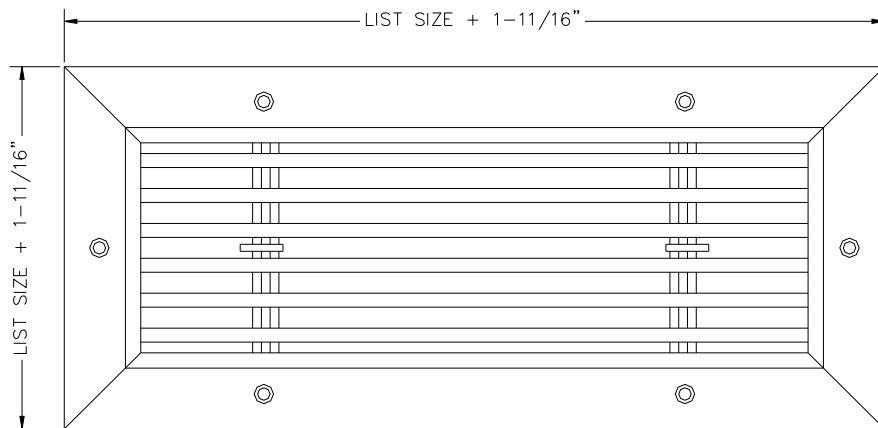
Not suitable for floor use

**DABLRH**

- Fully extruded aluminum construction for a stylish built-in look
- Hidden flange frame designed to be installed underneath drywall
- Removable core held in place with clips
- Fixed blades designed for long straight air throw
- Sections longer than 84" are joined together for continuous appearance with the aligning pins provided
- Available on 1/2" increments as standard
- Custom sizes available, but extra charge may apply
- Durable powder coat painted finish
- Available in White, Silver, Brown, Mill or Special\*
- Plaster finishing is the responsibility of the installer

**HOW TO ORDER**  
**DABLRH - 00 - TB 30 x 4 COLOR**

Blade	Mounting	Length & Height	White, Silver
-00,-01,-15	A or TB		Brown, Mill
-30,-82,-84			or Special*



**NEW**

• New Hidden flange frame design for a built-in look

MUST BE PRE-INSTALLED BEFORE DRYWALL



<b>MODEL</b>	<b>DABLRH</b>
<b>FACE BLADES</b>	Horizontal Fixed
<b>REAR BLADES</b>	n/a
<b>DAMPER</b>	n/a
<b>MATERIAL</b>	Aluminum
<b>COLOR</b>	White/Silver/Mill Brown/Special*

**JOB NAME:** \_\_\_\_\_

**LOCATION:** \_\_\_\_\_

**ARCHITECT:** \_\_\_\_\_

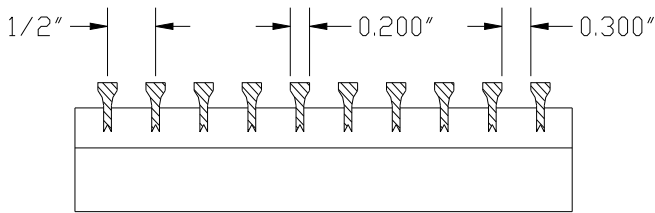
**ENGINEER:** \_\_\_\_\_

**CONTRACTOR:** \_\_\_\_\_

# Bar Linear Blade Options

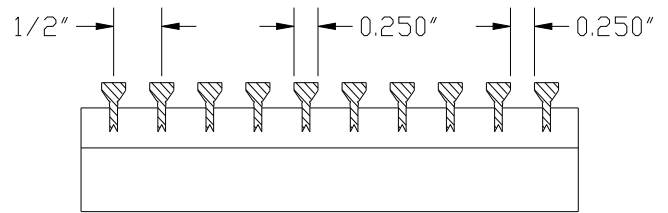
**-00-**

0° 13/64" blades on 1/2" centers



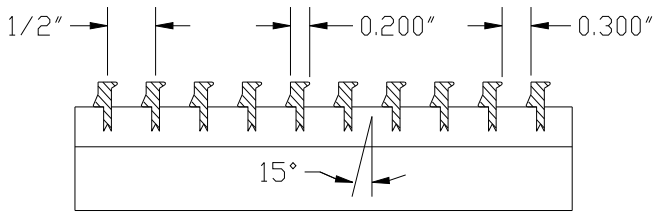
**-01-**

0° 1/4" blades on 1/2" centers



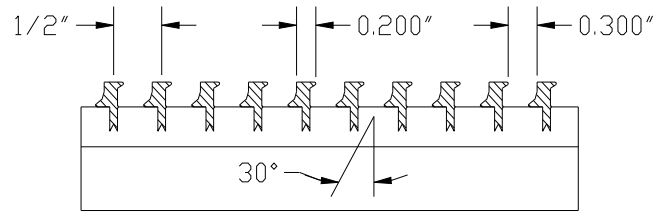
**-15-**

15° 13/64" blades on 1/2" centers



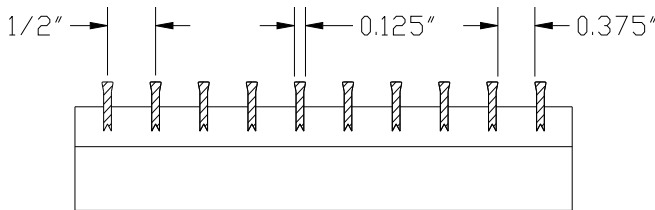
**-30-**

30° 13/64" blades on 1/2" centers



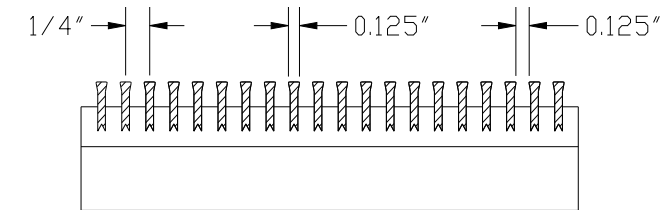
**-82-**

0° 1/8" blades on 1/2" centers



**-84-**

0° 1/8" blades on 1/4" centers

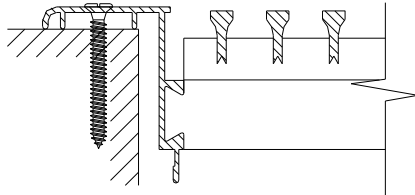


- Additional charges apply for the -84 core option

## Bar Linear Mounting Options

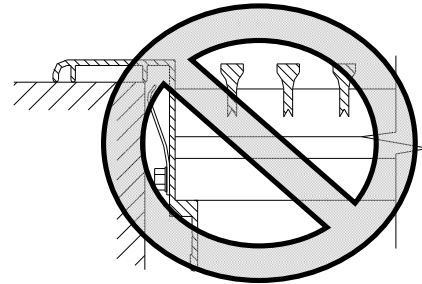
### -A SCREWS

Color matched screws with countersunk screw holes.  
Suitable for ceiling, wall or sill installation.



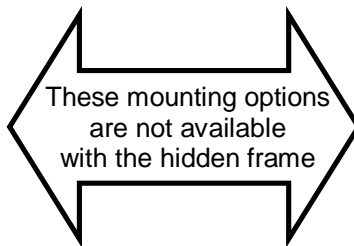

### -B SPRING CLIPS

Clips behind the flange keep grille snug in opening and are not visible from the face.  
Only for floor and sill applications.  
**NOT suitable for wall or ceiling use.**



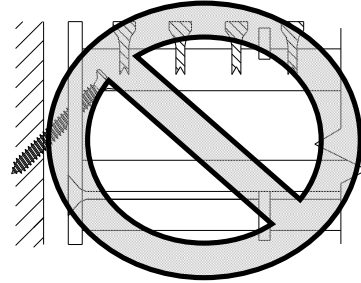
### -C CONCEALED BRACKETS

Grille gets fastened to duct-mounted brackets that are concealed behind the blades.  
Suitable for ceiling, wall or sill installation.



### -D SIDEWALL SCREW HOLES

Screw holes drilled at 45° on inner flange.  
Only available with **-R Removable core.**  
(Removable option not available for floor)  
Suitable for ceiling, wall or sill installation.



### -TB NO MOUNTING OPTION

For custom applications.

