


# Bar Linear No Flange Removable Core Grille



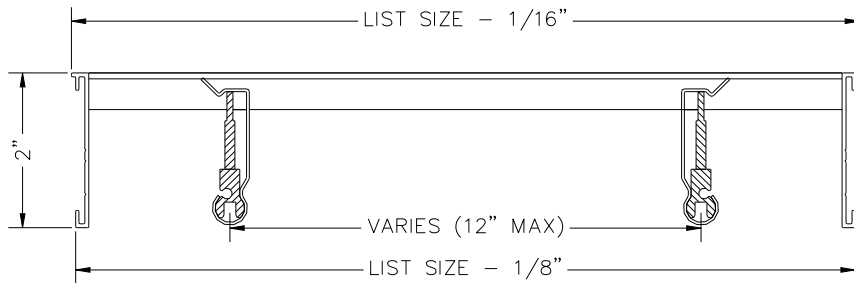
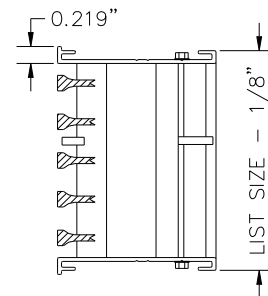

## DABLRN

- Fully extruded aluminum construction
- No flange frame designed for a stylish built-in look
- Removable core held in place with clips
- Fixed blades designed for long straight air throw
- Sections longer than 84" are joined together for continuous appearance with the aligning pins provided
- End caps are included; open ends can be specified as required
- Available on 1/2" increments as standard
- Custom sizes available, but extra charge may apply
- Durable powder coat painted finish
- Available in White, Silver, Brown, Mill or Special\*
- Plaster finishing is the responsibility of the installer

Not suitable for floor use

**HOW TO ORDER**  
**DABLRN - 00 - TB 30 x 4 COLOR**

Blade	Mounting	Length & Height	White, Silver Brown, Mill or Special*
-00,-01,-15	C, D or TB		
-30,-82,-84			



• Improved frame design for a better fit  
 • Now List Size - 1/16"



<b>MODEL</b>	<b>DABLRN</b>
<b>FACE BLADES</b>	Horizontal Fixed
<b>REAR BLADES</b>	n/a
<b>DAMPER</b>	n/a
<b>MATERIAL</b>	Aluminum
<b>COLOR</b>	White/Silver/Mill Brown/Special*

**JOB NAME:** \_\_\_\_\_

**LOCATION:** \_\_\_\_\_

**ARCHITECT:** \_\_\_\_\_

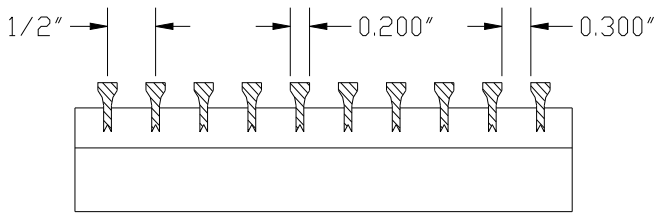
**ENGINEER:** \_\_\_\_\_

**CONTRACTOR:** \_\_\_\_\_

# Bar Linear Blade Options

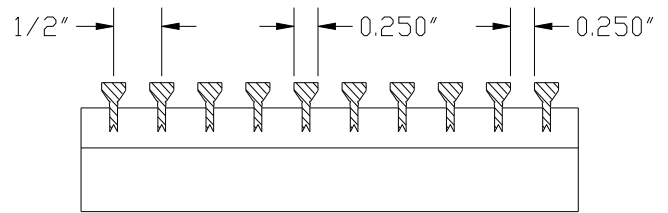
**-00-**

0° 13/64" blades on 1/2" centers



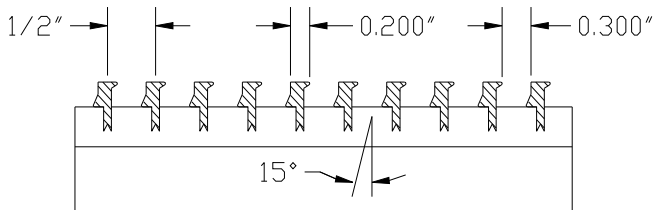
**-01-**

0° 1/4" blades on 1/2" centers



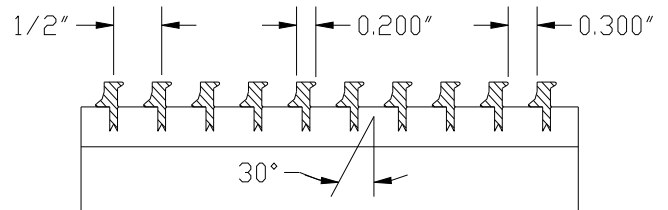
**-15-**

15° 13/64" blades on 1/2" centers



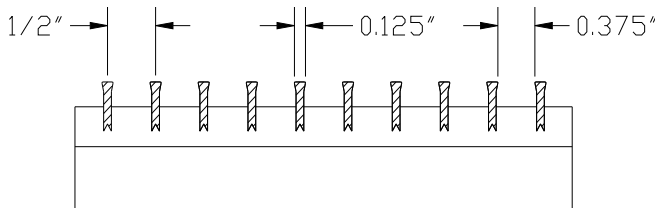
**-30-**

30° 13/64" blades on 1/2" centers



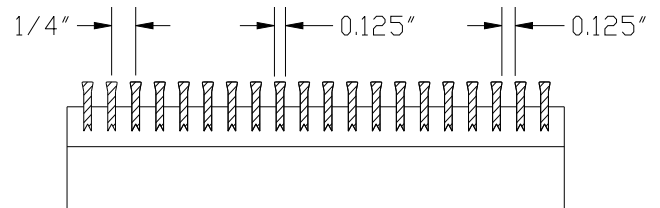
**-82-**

0° 1/8" blades on 1/2" centers



**-84-**

0° 1/8" blades on 1/4" centers

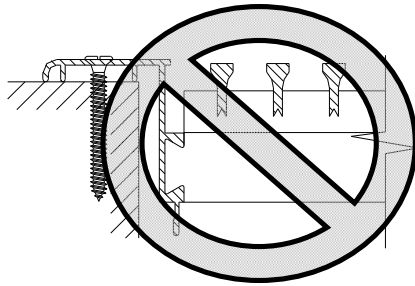


- Additional charges apply for the -84 core option

## Bar Linear Mounting Options

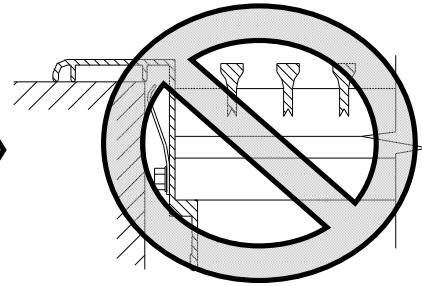
### -A SCREWS

Color matched screws with countersunk screw holes.  
Suitable for ceiling, wall, sill or floor installation.



### -B SPRING CLIPS

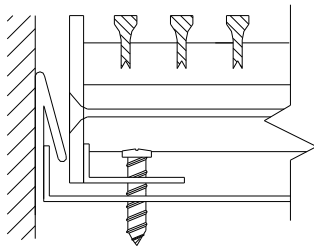
Clips behind the flange keep grille snug in opening and are not visible from the face.  
Only for floor and sill applications.  
**NOT suitable for wall or ceiling use.**



These mounting options are only available with flanged grilles

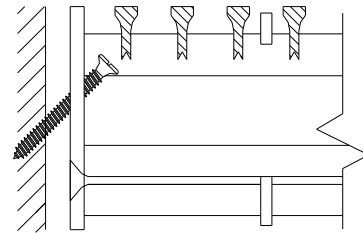
### -C CONCEALED BRACKETS

Grille gets fastened to duct-mounted brackets that are concealed behind the blades.  
Suitable for ceiling, wall or sill installation.



### -D SIDEWALL SCREW HOLES

Screw holes drilled at 45° on inner flange.  
Only available with **-R Removable core.**  
(Removable option not available for floor)  
Suitable for ceiling, wall or sill installation.



### -TB

#### NO MOUNTING OPTION

Suitable for T-Bar lay-in ceiling & custom applications.  
Please allow some clearance for installation.

